

Gutbuster 2022

Saturday, November 26, 2022 10:01 (GMT+13) - Final results



Race info


Sport: Cycling - mtn cross-country
 Location: Nevis, New Zealand
 Start type: Manual wave start
 Wave grouping: Custom
 Racers: 79
 Timed on: iPad
 Timed with: Webscorer PRO 5.7
 Updated from: App
 Updated: Saturday, November 26, 2022 17:31 (GMT+13)
 Race visibility: Public

Organized by: Highland Events
 Race website: www.highlandevents.co.nz

Race winners

Overall

Place	Bib	Racer name	Category	Gender	Finish time	Difference
1	57	Adams, Eddie	Junior Individual (U19)	M	3:01:34.7	-
2	58	Roberts, Reef	Junior Individual (U19)	M	3:14:05.0	+12:30.3
3	13	Nevill, Christopher	Junior Individual (U19)	M	3:15:13.6	+13:38.9
4	53	Macpherson, Luke	Vet1 (40-49)	M	3:19:20.9	+17:46.2
5	24	Wilson, Terry	Open (19-39)	M	3:25:10.1	+23:35.4
6	97	White, Mike	Vet1 (40-49)	M	3:28:47.4	+27:12.7
7	31	Pearce, Tom	Open (19-39)	M	3:30:17.7	+28:43.0
8	50	Wright, Lewis	Vet1 (40-49)	M	3:31:55.7	+30:21.0
9	25	Dickie, Scott	Vet1 (40-49)	M	3:32:31.1	+30:56.4
10	59	Williams, Kerrin	Vet1 (40-49)	M	3:33:18.8	+31:44.1
11	30	Kerr, Angus	Open (19-39)	M	3:37:56.7	+36:22.0
12	98	Dawson, Fraser	Vet1 (40-49)	M	3:47:13.0	+45:38.3
13	65	Anderson, Darryn	Vet2 (50-59)	M	3:47:26.9	+45:52.2
14	36	Johnston, Hayden	Vet2 (50-59)	M	3:48:09.9	+46:35.2
15	21	Woodrow, Matt	Open (19-39)	M	3:50:27.7	+48:53.0
16	78	Hodgetts, Ivan	Vet2 (50-59)	M	3:51:19.9	+49:45.2
17	94	Watson, Brett	Vet1 (40-49)	M	3:59:47.8	+58:13.1
18	61	Kelly, Braydon	Vet1 (40-49)	M	4:03:54.9	+1:02:20.2
19	54	Hurring, Peter	Vet2 (50-59)	M	4:08:56.5	+1:07:21.8
20	39	McDowall, Joseph	Open (19-39)	M	4:08:57.2	+1:07:22.5
21	66	Pearce, Ewan	Vet1 (40-49)	M	4:12:01.0	+1:10:26.3
22	63	Davis, Sam	Junior Individual (U19)	M	4:16:34.8	+1:15:00.1
23	34	Coombs, Alice	Open (19-39)	F	4:21:16.3	+1:19:41.6
24	64	Wyatt, Ben	Junior Individual (U19)	M	4:22:33.2	+1:20:58.5
25	80	Reid, Martin	Vet2 (50-59)	M	4:22:58.6	+1:21:23.9
26	12	Leslie, Roger	E-Bike	M	4:24:44.3	+1:23:09.6
27	11	Stewart, Duncan	Vet1 (40-49)	M	4:25:28.6	+1:23:53.9
28	26	Keeble, Erin	Vet1 (40-49)	F	4:25:49.1	+1:24:14.4
29	18	Lines, Glenn	Vet1 (40-49)	M	4:26:45.2	+1:25:10.5

Place	Bib	Racer name	Category	Gender	Finish time	Difference 
30	35	Sumner, Matthew	Open (19-39)	M	4:27:25.3	+1:25:50.6
31	32	Ludvikova, Hana	Open (19-39)	F	4:27:51.4	+1:26:16.7
32	48	Mckenzie, Eoin	Vet3 (60+)	M	4:31:09.9	+1:29:35.2
33	52	Pearce, Dean	Vet1 (40-49)	M	4:31:34.1	+1:29:59.4
34	38	Affleck, Richard	Open (19-39)	M	4:36:04.2	+1:34:29.5
35	28	Where's The Gondola?	Junior Team	M	4:38:12.4	+1:36:37.7
36	37	Seeley, Chris	Vet3 (60+)	M	4:38:45.0	+1:37:10.3
37	5	Wilkins, Todd	Open (19-39)	M	4:39:01.3	+1:37:26.6
38	22	Retana, Eric	Vet1 (40-49)	M	4:39:32.7	+1:37:58.0
39	44	Luijten, Bart	Vet1 (40-49)	M	4:41:04.1	+1:39:29.4
40	8	Vink, Brent	Vet2 (50-59)	M	4:44:57.1	+1:43:22.4
41	7	Lindsay, Sam	Open (19-39)	M	4:45:19.4	+1:43:44.7
42	67	Buchanan, Polly	Vet3 (60+)	F	4:45:42.1	+1:44:07.4
43	19	Mckenzie, Craig	Vet1 (40-49)	M	4:50:06.5	+1:48:31.8
44	73	Weir, Hamish	Vet1 (40-49)	M	4:50:09.5	+1:48:34.8
45	29	Albarico, Marloe	Vet1 (40-49)	M	4:51:55.6	+1:50:20.9
46	62	Van Der Voort, Jackie	Vet2 (50-59)	F	4:52:45.1	+1:51:10.4
47	41	Bruin, Robert	Vet3 (60+)	M	4:55:51.6	+1:54:16.9
48	6	Eberlein, Annabel	Open (19-39)	F	4:58:35.6	+1:57:00.9
49	42	Agnew, Brennan	Open (19-39)	M	5:02:25.4	+2:00:50.7
50	70	Spearing, Eddie	Vet3 (60+)	M	5:05:45.9	+2:04:11.2
51	10	Mclaughlan, Jack	Open (19-39)	M	5:05:48.2	+2:04:13.5
52	47	McRae, Trevor	Vet3 (60+)	M	5:08:07.2	+2:06:32.5
53	27	Lawrence, Katie	Junior Individual (U19)	F	5:08:20.7	+2:06:46.0
54	33	Mackley, Zara	Junior Individual (U19)	F	5:08:21.0	+2:06:46.3
55	95	Hill, Dean	Vet1 (40-49)	M	5:19:19.7	+2:17:45.0
56	82	Feron, Rowan	E-Bike	M	5:19:25.4	+2:17:50.7
57	23	Horvath, Nils	Open (19-39)	M	5:21:22.4	+2:19:47.7
58	51	Smail, Aaron	Vet2 (50-59)	M	5:23:14.1	+2:21:39.4
59	49	Claridge, Neil	Vet3 (60+)	M	5:25:16.8	+2:23:42.1
60	60	Diller, Beatrice	Vet2 (50-59)	F	5:28:45.0	+2:27:10.3
61	72	Deblois, Jonathan	Vet1 (40-49)	M	5:30:00.4	+2:28:25.7
62	93	Andrews, Logan	Junior Individual (U19)	M	5:31:28.7	+2:29:54.0
63	92	Andrews, John	E-Bike	M	5:31:30.7	+2:29:56.0
64	16	Ovens, Tom	Open (19-39)	M	5:31:38.3	+2:30:03.6
65	43	James, Emily-Rose	Open (19-39)	F	5:34:07.9	+2:32:33.2
66	75	McGarry, Noah	Junior Individual (U19)	M	5:42:50.0	+2:41:15.3
67	76	Pascual, Romel	Vet1 (40-49)	M	5:44:28.3	+2:42:53.6
68	79	Collins, Greg	Vet2 (50-59)	M	5:45:00.4	+2:43:25.7
69	71	Ryder, Malcolm	Vet1 (40-49)	M	5:45:39.0	+2:44:04.3
70	91	Collier, George	Vet2 (50-59)	M	5:48:46.3	+2:47:11.6
71	100	Lamb, Brent	Vet2 (50-59)	M	5:49:53.6	+2:48:18.9
72	99	Wilson, Murray	Vet3 (60+)	M	5:49:54.6	+2:48:19.9
73	40	Marshall, Alaister	Vet3 (60+)	M	5:53:07.4	+2:51:32.7
74	45	Burton, Jodie	Vet1 (40-49)	F	6:16:26.1	+3:14:51.4

Place	Bib	Racer name	Category	Gender	Finish time	Difference
75	56	Gourley, Duncan	Vet2 (50-59)	M	6:16:27.7	+3:14:53.0
76	96	Dallas, Alan	Vet3 (60+)	M	6:30:08.2	+3:28:33.5
77	46	Dela Cruz, Michael	Vet1 (40-49)	M	6:30:48.4	+3:29:13.7
78	74	McGarry, Paul	Vet1 (40-49)	M	7:29:48.6	+4:28:13.9
-	20	Mckenzie, Oliver	Junior Individual (U19)	M	DNF	-

Female - Overall

Place	Bib	Racer name	Category	Gender	Finish time	Difference
1	34	Coombs, Alice	Open (19-39)	F	4:21:16.3	-
2	26	Keeble, Erin	Vet1 (40-49)	F	4:25:49.1	+4:32.8
3	32	Ludvikova, Hana	Open (19-39)	F	4:27:51.4	+6:35.1
4	67	Buchanan, Polly	Vet3 (60+)	F	4:45:42.1	+24:25.8
5	62	Van Der Voort, Jackie	Vet2 (50-59)	F	4:52:45.1	+31:28.8
6	6	Eberlein, Annabel	Open (19-39)	F	4:58:35.6	+37:19.3
7	27	Lawrence, Katie	Junior Individual (U19)	F	5:08:20.7	+47:04.4
8	33	Mackley, Zara	Junior Individual (U19)	F	5:08:21.0	+47:04.7
9	60	Diller, Beatrice	Vet2 (50-59)	F	5:28:45.0	+1:07:28.7
10	43	James, Emily-Rose	Open (19-39)	F	5:34:07.9	+1:12:51.6
11	45	Burton, Jodie	Vet1 (40-49)	F	6:16:26.1	+1:55:09.8

Female - Junior Individual (U19)

Place	Bib	Racer name	Category	Gender	Finish time	Difference
1	27	Lawrence, Katie	Junior Individual (U19)	F	5:08:20.7	-
2	33	Mackley, Zara	Junior Individual (U19)	F	5:08:21.0	+0:00.3

Female - Open (19-39)

Place	Bib	Racer name	Category	Gender	Finish time	Difference
1	34	Coombs, Alice	Open (19-39)	F	4:21:16.3	-
2	32	Ludvikova, Hana	Open (19-39)	F	4:27:51.4	+6:35.1
3	6	Eberlein, Annabel	Open (19-39)	F	4:58:35.6	+37:19.3
4	43	James, Emily-Rose	Open (19-39)	F	5:34:07.9	+1:12:51.6

Female - Vet1 (40-49)

Place	Bib	Racer name	Category	Gender	Finish time	Difference
1	26	Keeble, Erin	Vet1 (40-49)	F	4:25:49.1	-
2	45	Burton, Jodie	Vet1 (40-49)	F	6:16:26.1	+1:50:37.0

Female - Vet2 (50-59)

Place	Bib	Racer name	Category	Gender	Finish time	Difference
1	62	Van Der Voort, Jackie	Vet2 (50-59)	F	4:52:45.1	-
2	60	Diller, Beatrice	Vet2 (50-59)	F	5:28:45.0	+35:59.9

Female - Vet3 (60+)

Place	Bib	Racer name	Category	Gender	Finish time	Difference
1	67	Buchanan, Polly	Vet3 (60+)	F	4:45:42.1	-

Male - Overall

Place	Bib	Racer name	Category	Gender	Finish time	Difference
1	57	Adams, Eddie	Junior Individual (U19)	M	3:01:34.7	-
2	58	Roberts, Reef	Junior Individual (U19)	M	3:14:05.0	+12:30.3
3	13	Nevill, Christopher	Junior Individual (U19)	M	3:15:13.6	+13:38.9
4	53	Macpherson, Luke	Vet1 (40-49)	M	3:19:20.9	+17:46.2
5	24	Wilson, Terry	Open (19-39)	M	3:25:10.1	+23:35.4
6	97	White, Mike	Vet1 (40-49)	M	3:28:47.4	+27:12.7
7	31	Pearce, Tom	Open (19-39)	M	3:30:17.7	+28:43.0
8	50	Wright, Lewis	Vet1 (40-49)	M	3:31:55.7	+30:21.0
9	25	Dickie, Scott	Vet1 (40-49)	M	3:32:31.1	+30:56.4
10	59	Williams, Kerrin	Vet1 (40-49)	M	3:33:18.8	+31:44.1
11	30	Kerr, Angus	Open (19-39)	M	3:37:56.7	+36:22.0
12	98	Dawson, Fraser	Vet1 (40-49)	M	3:47:13.0	+45:38.3
13	65	Anderson, Darryn	Vet2 (50-59)	M	3:47:26.9	+45:52.2
14	36	Johnston, Hayden	Vet2 (50-59)	M	3:48:09.9	+46:35.2
15	21	Woodrow, Matt	Open (19-39)	M	3:50:27.7	+48:53.0
16	78	Hodgetts, Ivan	Vet2 (50-59)	M	3:51:19.9	+49:45.2
17	94	Watson, Brett	Vet1 (40-49)	M	3:59:47.8	+58:13.1
18	61	Kelly, Braydon	Vet1 (40-49)	M	4:03:54.9	+1:02:20.2
19	54	Hurring, Peter	Vet2 (50-59)	M	4:08:56.5	+1:07:21.8
20	39	McDowall, Joseph	Open (19-39)	M	4:08:57.2	+1:07:22.5
21	66	Pearce, Ewan	Vet1 (40-49)	M	4:12:01.0	+1:10:26.3
22	63	Davis, Sam	Junior Individual (U19)	M	4:16:34.8	+1:15:00.1
23	64	Wyatt, Ben	Junior Individual (U19)	M	4:22:33.2	+1:20:58.5
24	80	Reid, Martin	Vet2 (50-59)	M	4:22:58.6	+1:21:23.9
25	12	Leslie, Roger	E-Bike	M	4:24:44.3	+1:23:09.6
26	11	Stewart, Duncan	Vet1 (40-49)	M	4:25:28.6	+1:23:53.9
27	18	Lines, Glenn	Vet1 (40-49)	M	4:26:45.2	+1:25:10.5
28	35	Sumner, Matthew	Open (19-39)	M	4:27:25.3	+1:25:50.6
29	48	Mckenzie, Eoin	Vet3 (60+)	M	4:31:09.9	+1:29:35.2
30	52	Pearce, Dean	Vet1 (40-49)	M	4:31:34.1	+1:29:59.4
31	38	Affleck, Richard	Open (19-39)	M	4:36:04.2	+1:34:29.5
32	28	Where's The Gondola?	Junior Team	M	4:38:12.4	+1:36:37.7
33	37	Seeley, Chris	Vet3 (60+)	M	4:38:45.0	+1:37:10.3
34	5	Wilkins, Todd	Open (19-39)	M	4:39:01.3	+1:37:26.6
35	22	Retana, Eric	Vet1 (40-49)	M	4:39:32.7	+1:37:58.0
36	44	Luijten, Bart	Vet1 (40-49)	M	4:41:04.1	+1:39:29.4
37	8	Vink, Brent	Vet2 (50-59)	M	4:44:57.1	+1:43:22.4
38	7	Lindsay, Sam	Open (19-39)	M	4:45:19.4	+1:43:44.7
39	19	Mckenzie, Craig	Vet1 (40-49)	M	4:50:06.5	+1:48:31.8
40	73	Weir, Hamish	Vet1 (40-49)	M	4:50:09.5	+1:48:34.8
41	29	Albarico, Marloe	Vet1 (40-49)	M	4:51:55.6	+1:50:20.9
42	41	Bruin, Robert	Vet3 (60+)	M	4:55:51.6	+1:54:16.9
43	42	Agnew, Brennan	Open (19-39)	M	5:02:25.4	+2:00:50.7

Place	Bib	Racer name	Category	Gender	Finish time	Difference
44	70	Spearing, Eddie	Vet3 (60+)	M	5:05:45.9	+2:04:11.2
45	10	Mclaughlan, Jack	Open (19-39)	M	5:05:48.2	+2:04:13.5
46	47	McRae, Trevor	Vet3 (60+)	M	5:08:07.2	+2:06:32.5
47	95	Hill, Dean	Vet1 (40-49)	M	5:19:19.7	+2:17:45.0
48	82	Feron, Rowan	E-Bike	M	5:19:25.4	+2:17:50.7
49	23	Horvath, Nils	Open (19-39)	M	5:21:22.4	+2:19:47.7
50	51	Smail, Aaron	Vet2 (50-59)	M	5:23:14.1	+2:21:39.4
51	49	Claridge, Neil	Vet3 (60+)	M	5:25:16.8	+2:23:42.1
52	72	Deblois, Jonathan	Vet1 (40-49)	M	5:30:00.4	+2:28:25.7
53	93	Andrews, Logan	Junior Individual (U19)	M	5:31:28.7	+2:29:54.0
54	92	Andrews, John	E-Bike	M	5:31:30.7	+2:29:56.0
55	16	Ovens, Tom	Open (19-39)	M	5:31:38.3	+2:30:03.6
56	75	McGarry, Noah	Junior Individual (U19)	M	5:42:50.0	+2:41:15.3
57	76	Pascual, Romel	Vet1 (40-49)	M	5:44:28.3	+2:42:53.6
58	79	Collins, Greg	Vet2 (50-59)	M	5:45:00.4	+2:43:25.7
59	71	Ryder, Malcolm	Vet1 (40-49)	M	5:45:39.0	+2:44:04.3
60	91	Collier, George	Vet2 (50-59)	M	5:48:46.3	+2:47:11.6
61	100	Lamb, Brent	Vet2 (50-59)	M	5:49:53.6	+2:48:18.9
62	99	Wilson, Murray	Vet3 (60+)	M	5:49:54.6	+2:48:19.9
63	40	Marshall, Alaister	Vet3 (60+)	M	5:53:07.4	+2:51:32.7
64	56	Gourley, Duncan	Vet2 (50-59)	M	6:16:27.7	+3:14:53.0
65	96	Dallas, Alan	Vet3 (60+)	M	6:30:08.2	+3:28:33.5
66	46	Dela Cruz, Michael	Vet1 (40-49)	M	6:30:48.4	+3:29:13.7
67	74	McGarry, Paul	Vet1 (40-49)	M	7:29:48.6	+4:28:13.9
-	20	Mckenzie, Oliver	Junior Individual (U19)	M	DNF	-

Male - E-Bike

Place	Bib	Racer name	Category	Gender	Finish time	Difference
1	12	Leslie, Roger	E-Bike	M	4:24:44.3	-
2	82	Feron, Rowan	E-Bike	M	5:19:25.4	+54:41.1
3	92	Andrews, John	E-Bike	M	5:31:30.7	+1:06:46.4

Male - Junior Individual (U19)

Place	Bib	Racer name	Category	Gender	Finish time	Difference
1	57	Adams, Eddie	Junior Individual (U19)	M	3:01:34.7	-
2	58	Roberts, Reef	Junior Individual (U19)	M	3:14:05.0	+12:30.3
3	13	Nevill, Christopher	Junior Individual (U19)	M	3:15:13.6	+13:38.9
4	63	Davis, Sam	Junior Individual (U19)	M	4:16:34.8	+1:15:00.1
5	64	Wyatt, Ben	Junior Individual (U19)	M	4:22:33.2	+1:20:58.5
6	93	Andrews, Logan	Junior Individual (U19)	M	5:31:28.7	+2:29:54.0
7	75	McGarry, Noah	Junior Individual (U19)	M	5:42:50.0	+2:41:15.3
-	20	Mckenzie, Oliver	Junior Individual (U19)	M	DNF	-

Male - Junior Team

Place	Bib	Racer name	Category	Gender	Finish time	Difference
-------	-----	------------	----------	--------	-------------	------------

Place	Bib	Racer name	Category	Gender	Finish time	Difference
1	28	Where's The Gondola?	Junior Team	M	4:38:12.4	-


Male - Open (19-39)

Place	Bib	Racer name	Category	Gender	Finish time	Difference
1	24	Wilson, Terry	Open (19-39)	M	3:25:10.1	-
2	31	Pearce, Tom	Open (19-39)	M	3:30:17.7	+5:07.6
3	30	Kerr, Angus	Open (19-39)	M	3:37:56.7	+12:46.6
4	21	Woodrow, Matt	Open (19-39)	M	3:50:27.7	+25:17.6
5	39	McDowall, Joseph	Open (19-39)	M	4:08:57.2	+43:47.1
6	35	Sumner, Matthew	Open (19-39)	M	4:27:25.3	+1:02:15.2
7	38	Affleck, Richard	Open (19-39)	M	4:36:04.2	+1:10:54.1
8	5	Wilkins, Todd	Open (19-39)	M	4:39:01.3	+1:13:51.2
9	7	Lindsay, Sam	Open (19-39)	M	4:45:19.4	+1:20:09.3
10	42	Agnew, Brennan	Open (19-39)	M	5:02:25.4	+1:37:15.3
11	10	Mclaughlan, Jack	Open (19-39)	M	5:05:48.2	+1:40:38.1
12	23	Horvath, Nils	Open (19-39)	M	5:21:22.4	+1:56:12.3
13	16	Ovens, Tom	Open (19-39)	M	5:31:38.3	+2:06:28.2


Male - Vet1 (40-49)

Place	Bib	Racer name	Category	Gender	Finish time	Difference
1	53	Macpherson, Luke	Vet1 (40-49)	M	3:19:20.9	-
2	97	White, Mike	Vet1 (40-49)	M	3:28:47.4	+9:26.5
3	50	Wright, Lewis	Vet1 (40-49)	M	3:31:55.7	+12:34.8
4	25	Dickie, Scott	Vet1 (40-49)	M	3:32:31.1	+13:10.2
5	59	Williams, Kerrin	Vet1 (40-49)	M	3:33:18.8	+13:57.9
6	98	Dawson, Fraser	Vet1 (40-49)	M	3:47:13.0	+27:52.1
7	94	Watson, Brett	Vet1 (40-49)	M	3:59:47.8	+40:26.9
8	61	Kelly, Braydon	Vet1 (40-49)	M	4:03:54.9	+44:34.0
9	66	Pearce, Ewan	Vet1 (40-49)	M	4:12:01.0	+52:40.1
10	11	Stewart, Duncan	Vet1 (40-49)	M	4:25:28.6	+1:06:07.7
11	18	Lines, Glenn	Vet1 (40-49)	M	4:26:45.2	+1:07:24.3
12	52	Pearce, Dean	Vet1 (40-49)	M	4:31:34.1	+1:12:13.2
13	22	Retana, Eric	Vet1 (40-49)	M	4:39:32.7	+1:20:11.8
14	44	Luijten, Bart	Vet1 (40-49)	M	4:41:04.1	+1:21:43.2
15	19	Mckenzie, Craig	Vet1 (40-49)	M	4:50:06.5	+1:30:45.6
16	73	Weir, Hamish	Vet1 (40-49)	M	4:50:09.5	+1:30:48.6
17	29	Albarico, Marloe	Vet1 (40-49)	M	4:51:55.6	+1:32:34.7
18	95	Hill, Dean	Vet1 (40-49)	M	5:19:19.7	+1:59:58.8
19	72	Deblois, Jonathan	Vet1 (40-49)	M	5:30:00.4	+2:10:39.5
20	76	Pascual, Romel	Vet1 (40-49)	M	5:44:28.3	+2:25:07.4
21	71	Ryder, Malcolm	Vet1 (40-49)	M	5:45:39.0	+2:26:18.1
22	46	Dela Cruz, Michael	Vet1 (40-49)	M	6:30:48.4	+3:11:27.5
23	74	McGarry, Paul	Vet1 (40-49)	M	7:29:48.6	+4:10:27.7

Male - Vet2 (50-59)

Place	Bib	Racer name	Category	Gender	Finish time	Difference 
1	65	Anderson, Darryn	Vet2 (50-59)	M	3:47:26.9	-
2	36	Johnston, Hayden	Vet2 (50-59)	M	3:48:09.9	+0:43.0
3	78	Hodgetts, Ivan	Vet2 (50-59)	M	3:51:19.9	+3:53.0
4	54	Hurring, Peter	Vet2 (50-59)	M	4:08:56.5	+21:29.6
5	80	Reid, Martin	Vet2 (50-59)	M	4:22:58.6	+35:31.7
6	8	Vink, Brent	Vet2 (50-59)	M	4:44:57.1	+57:30.2
7	51	Smail, Aaron	Vet2 (50-59)	M	5:23:14.1	+1:35:47.2
8	79	Collins, Greg	Vet2 (50-59)	M	5:45:00.4	+1:57:33.5
9	91	Collier, George	Vet2 (50-59)	M	5:48:46.3	+2:01:19.4
10	100	Lamb, Brent	Vet2 (50-59)	M	5:49:53.6	+2:02:26.7
11	56	Gourley, Duncan	Vet2 (50-59)	M	6:16:27.7	+2:29:00.8

Male - Vet3 (60+)

Place	Bib	Racer name	Category	Gender	Finish time	Difference 
1	48	Mckenzie, Eoin	Vet3 (60+)	M	4:31:09.9	-
2	37	Seeley, Chris	Vet3 (60+)	M	4:38:45.0	+7:35.1
3	41	Bruin, Robert	Vet3 (60+)	M	4:55:51.6	+24:41.7
4	70	Spearing, Eddie	Vet3 (60+)	M	5:05:45.9	+34:36.0
5	47	McRae, Trevor	Vet3 (60+)	M	5:08:07.2	+36:57.3
6	49	Claridge, Neil	Vet3 (60+)	M	5:25:16.8	+54:06.9
7	99	Wilson, Murray	Vet3 (60+)	M	5:49:54.6	+1:18:44.7
8	40	Marshall, Alaister	Vet3 (60+)	M	5:53:07.4	+1:21:57.5
9	96	Dallas, Alan	Vet3 (60+)	M	6:30:08.2	+1:58:58.3